

Worksheet - 4 CLASS-2

Suffix and Prefix

A. Complete these words with 'er', 'ar' and 'or' :

- | | |
|-----------------|------------------|
| 1. calend _____ | 7. act _____ |
| 2. gramm _____ | 8. tail _____ |
| 3. clev _____ | 9. charact _____ |
| 4. farm _____ | 10. alt _____ |
| 5. min _____ | 11. simil _____ |
| 6. invent _____ | 12. sol _____ |

B. Use "un" to the words to form their opposites :

tidy, friendly, hurt, safe, able

1. Mohan was _____ to take part in the drawing competition as he was ill.
2. It is _____ to cross the river in a small boat. We have to take a bigger boat.
3. The boy fell down from the cradle, but was _____.
4. Neha lived alone and did not talk to anyone. She was an _____ woman.
5. The room looked _____ as the books and clothes were scattered around.

C. Add "un" to these words to get their opposites :

- | | |
|------------------|-------------------|
| 1. sure _____ | 6. clear _____ |
| 2. safe _____ | 7. friendly _____ |
| 3. healthy _____ | 8. happy _____ |
| 4. lucky _____ | 9. tidy _____ |
| 5. kind _____ | 10. able _____ |

A. Underline the subjects and circle the predicates in the following sentences :

1. Food is necessary for all.
2. She drives the car fast.
3. The dogs are barking.
4. I work in a multinational company.
5. Birds have wings.
6. The Earth is round.
7. She plays with her doll.
8. The flowers are red.

B. Write the subjects in the following sentences (pictures are given for help) :

1. _____ writes a letter.



2. _____ is red.



3. _____ is dancing.



4. _____ is singing a song.



5. _____ is hot.



6. _____ shines at night.



Rewrite the sentences using capital letters, full stops (.), question marks (?) and exclamation marks (!) :

1. will you take me to a park

2. neha and asha went to goa last october

3. mother goes shopping every sunday

4. they will go to see the taj mahal

5. who is knocking at the door

6. how happy he is

7. where does pooja live

8. hurray, we won the match

9. is mohit reading the book

10. priya's birthday is in the month of june

11. pawan plays tennis every monday and tuesday

12. what a beautiful bird


Worksheet - 10

CLASS-2

Fill in the blanks with the correct feminine pair you can find in the box :

bee	duck	tigress	sow	vixen
peahen	cow	ewe	lioness	hen
hind	bitch	goose	mare	

1. cock _____



2. stallion _____

3. dog _____

4. ram _____



5. tiger _____

6. boar _____

7. drone _____



8. lion _____

9. gander _____

10. drake _____



11. stag _____


12. peacock _____

13. horse _____



14. bull _____

An adjective is a word that describes a noun.



funny clown (person)



hot desert (place)



broken egg (thing)

Choose the correct adjective from the box given below :



_____mom



_____apple



_____penny



_____park



_____garbage



_____camel



_____library



_____man



_____princess



_____church



_____boy



_____girl

shiny, fun, busy, red, smelly, quiet, old, thirsty, sleepy, sad, pretty, quiet.

Worksheet - 12 CLASS-2

I	she	which	herself	he	it	when
we	this	themselves	you	that	those	they
him	what	these	where	himself	ourselves	those

A. Separate and write the above pronouns as per instructions :

Personal P.

Reflexive P.

Interrogative P.

Demonstrative P.

B. Draw lines connecting the pronouns to the correct pictures :



She



He



They




It

वर्कशीट - 3


























जानवरों को उनकी आवाज़ से रेखा खींचकर मिलाइए-



कुकड़ू-कूँ



चीं-चीं



म्याऊँ-म्याऊँ



टें-टें



गुटरू-गूँ



भौं-भौं



टर्र-टर्र

नीचे दिए वाहनों को पहचानकर उनके नाम लिखिए-



Blank space for writing the name of the train.



Blank space for writing the name of the car.



Blank space for writing the name of the bus.



Blank space for writing the name of the bicycle.



Blank space for writing the name of the jeep.



Blank space for writing the name of the boat.

नीचे दिए गए हमारे सहायकों के नाम लिखिए-







नीचे दिए गए लोग किन चीजों की मदद से काम करते हैं, सही नाम लिखिए-



माली



चौकीदार



दर्जी



धोबी



डॉक्टर



डाकिया

साबुन

थैला

दवाई

पौधे

डंडा




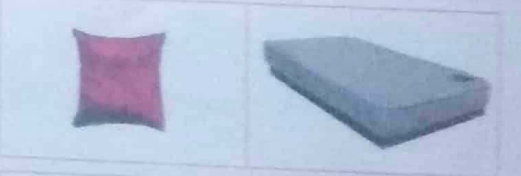
धागा

नीचे दिए गए शब्दों के बहुवचन रूप लिखिए-

- | | |
|-------------------|--------------------|
| 1. रात - _____ | 11. चूहा - _____ |
| 2. टोपी - _____ | 12. नौका - _____ |
| 3. घड़ी - _____ | 13. पक्षी - _____ |
| 4. कपड़ा - _____ | 14. तारा - _____ |
| 5. लड़का - _____ | 15. घोड़ा - _____ |
| 6. डिब्बा - _____ | 16. बालक - _____ |
| 7. केला - _____ | 17. पुस्तक - _____ |
| 8. मछली - _____ | 18. पंक्ति - _____ |
| 9. रोटी - _____ | 19. कलम - _____ |
| 10. सड़क - _____ | 20. कली - _____ |

Fill in the blanks using the word-lighter or heavier :

1. An orange is _____ than a watermelon.
2. A balloon is _____ than a book.
3. A football is _____ than a pen.
4. A needle is _____ than a sword.
5. A school bag is _____ than a pencil-box.
6. A pillow is _____ than a mattress.
7. A coat is _____ than a shirt.
8. A cricket ball is _____ than a marble.
9. A wheel is _____ than a button.
10. A pen is _____ than a feather.



Worksheet - 4 CLASS - 2

Numbers

A. Numerals from 101 to 200 :

101				105		107		109	
111			114						
			124		126		128		130
	132			135					
	142					147			150
151			154		156				
	162				166			169	170
				175		177			
		183			186				190
191				195		197	188	199	

B. Numerals from 901 to 1000 :

	902			905			908		910
			914					919	
921	922								930
				935		937		939	
941			944		946		948		
		953		955		957		959	
961			964						
		973		975			978		980
						987		989	
	992			995			998		1000

Date

Teacher's Sign

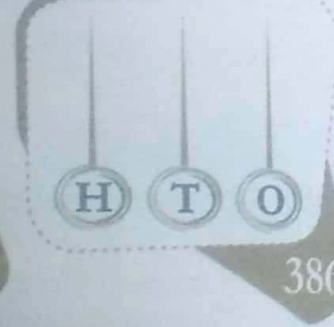
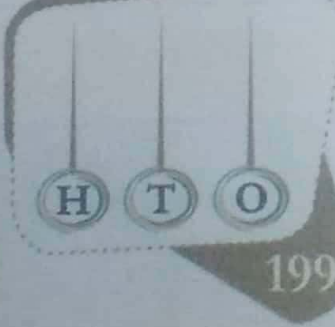
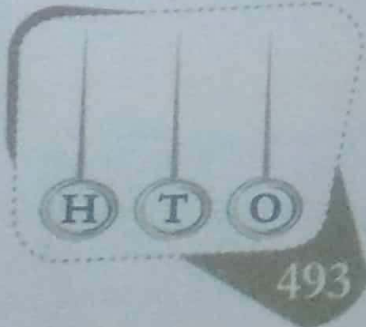
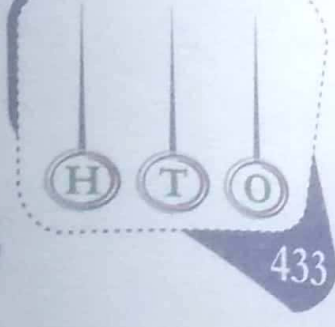


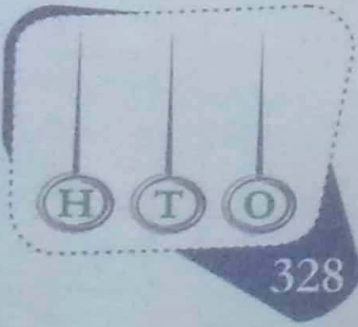


53

Name

Class

Sec.

A. Draw the beads in each abacus to represent the given numerals :



B. Write the number name for each of the following :

- 488
- 570
- 356
- 766
- 901
- 206

- 565
- 500
- 138
- 210
- 215
- 640

Worksheet - 6

Number System (Even and Odd)

A. Fill red colour in squares containing 'Even numbers' and yellow in squares containing 'Odd numbers' in the given grid :

1	2	3	4	5	6	7	8	9	10
20	19	18	17	16	15	14	13	12	11
21	22	23	24	25	26	27	28	29	30
40	39	38	37	36	35	34	33	32	31
41	42	43	44	45	46	47	48	49	50

B. Complete the grid with number skipping by 5's :

25										70
----	--	--	--	--	--	--	--	--	--	----

105										
-----	--	--	--	--	--	--	--	--	--	--


235										
-----	--	--	--	--	--	--	--	--	--	--

										375
--	--	--	--	--	--	--	--	--	--	-----

555										
-----	--	--	--	--	--	--	--	--	--	--

						475				
--	--	--	--	--	--	-----	--	--	--	--

									275	
--	--	--	--	--	--	--	--	--	-----	--



A. Fill in the blanks space. One is done for you:

In 348, 4 is at tens place.

In 348, 4 is at _____ place.

In 169, 1 is at _____ place.

In 508, 0 is at _____ place.

In 580, 0 is at _____ place.

In 159, 9 is at _____ place.

In 753, 5 is at _____ place.

In 478, 7 is at _____ place.

In 596, 9 is at _____ place.

In 398, 8 is at _____ place.

In 367, 3 is at _____ place.

In 810, 0 is at _____ place.

In 674, 4 is at _____ place.

In 329, 2 is at _____ place.

In 137, 1 is at _____ place.

In 424, 2 is at _____ place.

B. Write the place-value of each digit in the given box:

4 ↓ <input type="text"/>	2 ↓ <input type="text"/>	9 ↓ <input type="text"/>	7 ↓ <input type="text"/>	6 ↓ <input type="text"/>	5 ↓ <input type="text"/>	1 ↓ <input type="text"/>	8 ↓ <input type="text"/>	1 ↓ <input type="text"/>
3 ↓ <input type="text"/>	8 ↓ <input type="text"/>	3 ↓ <input type="text"/>	5 ↓ <input type="text"/>	5 ↓ <input type="text"/>	2 ↓ <input type="text"/>	3 ↓ <input type="text"/>	9 ↓ <input type="text"/>	6 ↓ <input type="text"/>
1 ↓ <input type="text"/>	4 ↓ <input type="text"/>	6 ↓ <input type="text"/>	6 ↓ <input type="text"/>	6 ↓ <input type="text"/>	0 ↓ <input type="text"/>	2 ↓ <input type="text"/>	0 ↓ <input type="text"/>	8 ↓ <input type="text"/>
4 ↓ <input type="text"/>	1 ↓ <input type="text"/>	7 ↓ <input type="text"/>	5 ↓ <input type="text"/>	7 ↓ <input type="text"/>	0 ↓ <input type="text"/>	3 ↓ <input type="text"/>	8 ↓ <input type="text"/>	0 ↓ <input type="text"/>

Worksheet - 8

Greater than, Less than, Equal to

CLASS-2

A. In each pair, write the smaller number in the small circle and bigger number in the big circle :



54, 42



67, 64



76, 79



19, 39

B. Fill in the box with one of these symbols :

$<$ less than

$>$ Greater than

$=$ Equal to

72 135

569 458

477 482

196 149

725 665

380 738

157 58

464 362

510 510

629 927

190 190

806 806

340 449

895 800

987 859

806 948

946 997

376 376

528 635

925 547

257 834

800 168

222 202

240 240

557 557

397 370

807 660


650 644

Date Teacher's Sign

Name Class Sec.

A. My biodata :

1. My name is _____.
2. My mother's name is _____.
3. My father's name is _____.
4. My best friend is _____.
5. My address is _____.
6. My mother tongue is _____.
7. My state is _____.
8. My mobile number is _____.
9. I love eating _____.
10. I love playing _____.
11. My birthday is _____.



B. My family and relations :

1. My father's father is my _____.
2. My father's mother is my _____.
3. My father's sister is my _____.
4. My father's daughter is my _____.
5. My father's brother is my _____.
6. My mother's father is my _____.
7. My mother's mother is my _____.
8. My mother's brother is my _____.
9. My mother's sister is my _____.
10. My mother's son is my _____.



Worksheet - 2

Good Manners

A. Cross (X) the bad habits and tick (✓) the good habits :



B. Are these activities a type of rest ? Write 'Yes' or 'No' :

1. Mohan helps his father to wash the motorcycle. _____
2. Rohan watches television for one hour daily. _____
3. Sohan reads story books. _____
4. Priya keeps lying on the bed all the time. _____
5. Mukesh plays with his friends in the evening. _____
6. Dinesh does gardening in his free time. _____

CLASS-2

Worksheet - 7

Look at the following pictures and write the names which you see in your neighbourhood. You can take help of box given below :



School, Market,
Bank, Hospital,
Railway Station,
Police Station,
Post Office,
Fire Station

A. Fill in the blanks with correct word :

1. A _____ lays bricks to make walls, roofs and floors.
(mason/ teacher)
2. An _____ fixes the electrical wires, lights and fans.
(electrician/ architect)
3. An _____ makes the plan of a house.
(doctor/ architect)
4. A _____ paints the walls and ceiling.
(teacher/ painter)
5. A _____ fits the water tank, pipes and taps.
(carpenter/ plumber)
6. A _____ makes the doors and windows.
(painter/ carpenter)

B. Whom will you call, if you need the following tasks to be done :

1. To paint the house _____.
2. To make plan of a new room _____.
3. To do electrical fittings for new AC _____.
4. To replace a broken door _____.
5. To build the new room _____.
6. To fix a leaking tap _____.
7. Find out, how much time did it take to build your house?
